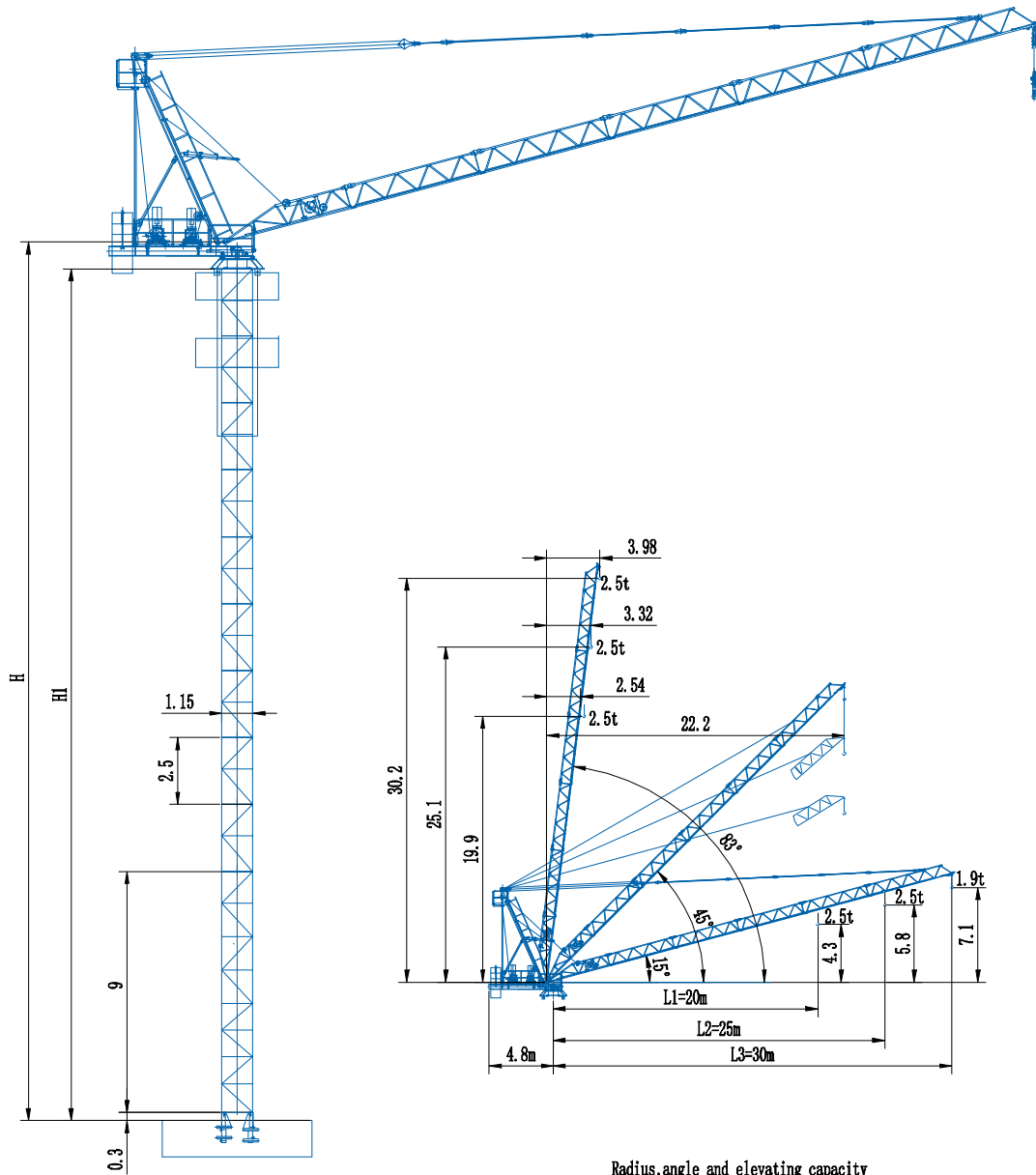


# CCTL80A(D3019)

## 2.5t



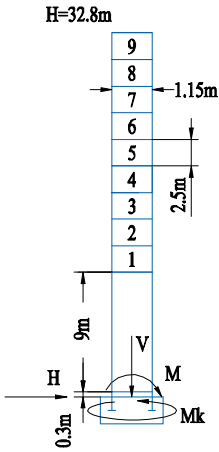
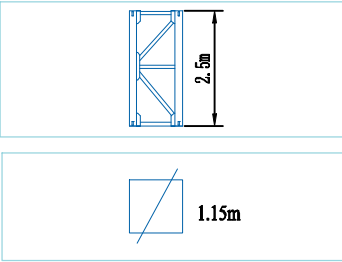
Radius, angle and elevating capacity



# Masts & Foundation Load

D3019

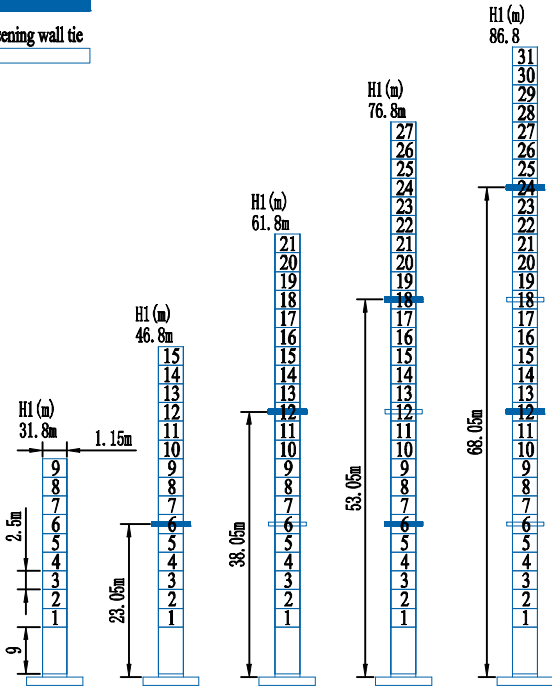
Foundation load		In service	Out of service
H	kN	20.6	88.3
V	kN	334.9	294.4
Mk	kN·m	47	0
M	kN·m	1202	2326



# Anchorage

Locking wall tie

Loosening wall tie





## Load Diagrams

D3019

30 m radius								
radius m	3.6~24	25	26	27	28	29	30	
capacity kg	2500	2380	2270	2170	2070	1980	1900	
25 m radius								
radius m	3~25							
capacity kg	2500							
20 m radius								
radius m	2.6~20							
capacity kg	2500							

## Mechanisms

Hoisting		Fall	/	
		Speed	m/min	0~21.7 0~43.4
		LoadCapacityWeight	t	2.5 1.0
		Power	kw	11
Trolleying		Time	min	≤3
		Power	kw	11
Slewing		Speed	r/min	0~0.67
		Power	kw	4x1

# Dahan Technology Co., Ltd.

**Address:**Zheshan Industrial Park,MingshuiEconomicDevelopment Zone, Zhangqiu District, Shandong Province, China

**Telephone:** +86 531 83278899

**Email:**dahancranesale@yeah.net

**Website:**www.chinatowercranes.com

Note: Dahan Construction Machinery keeps innovating, so the actual product caused by the product does not match the appearance and technical parameters of the sample. The actual product shall prevail. If there is any change, the company has the final interpretation of the sample.2019.12print